

Health and Social Care Level 3

Michelle Riley



newbury-college.ac.uk



ucn.ac.uk



Welcome

Welcome to Newbury College, your first choice for technical, career-focussed training.

As you look to start the next stage of your education, we are here to support you. We understand the transition from school can be daunting and our highly trained staff will guide you through the application and enrolment process, to get you on the right track to the career you want.

#careersnotcourses



Why Newbury College?



PROGRESSION-FOCUSED

- Subjects based on your chosen career
- Career-focused objectives



SKILLS-BASED

- Fewer exams
- Different assessment methods
- Practical subjects

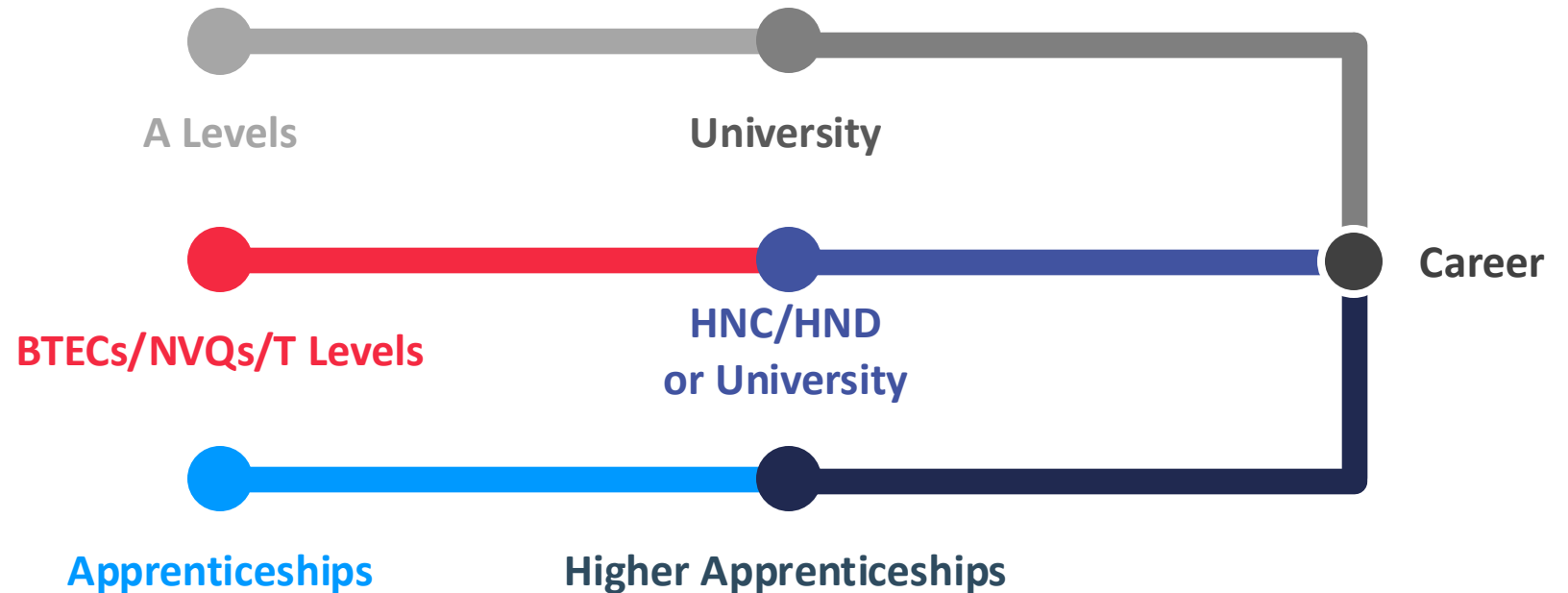


EMPLOYER-LED

- Industrial placements with excellent employers
- Curriculum influenced by businesses

College Progression vs Sixth Form

- ✓ Faster route to your chosen career
- ✓ More options available
- ✓ Lower cost and debt-free Higher Education*



Your study programme

Full-time study programmes are assessed in a variety of ways, rather than just through the traditional essay and exam methods, this can be beneficial to students who prefer to be assessed differently and demonstrate their skills in other ways.

VOCATIONAL QUALIFICATIONS

Career-focused qualifications that meet needs of employers and job sectors like **BTECs**, **NVQs** and **T Levels**.

Your **Academic Tutorial** will help you to set targets and monitor your progress.

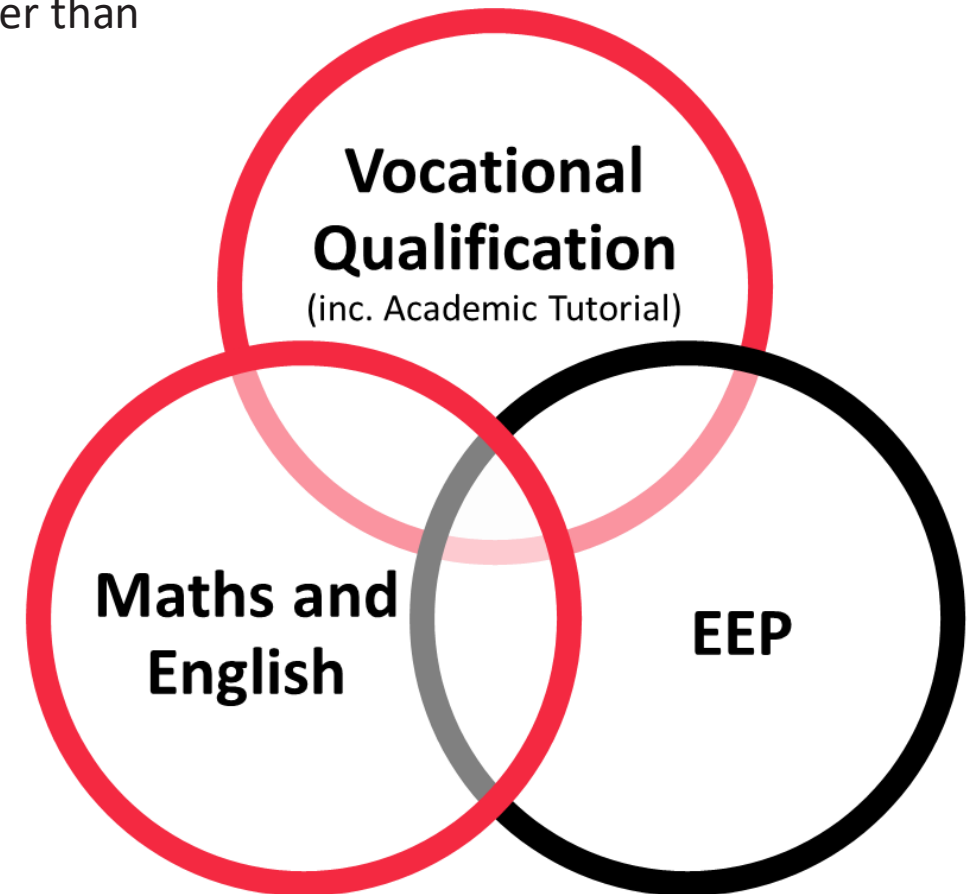
MATHS AND ENGLISH

You may need to resit your English and/or maths qualifications. We will support you in achieving your target grade.

EEP

EEP stands for **Employment**, **Enrichment** and **Pastoral**.

It provides you with a wide range of opportunities to enrich your learning and professional development beyond your main subject of interest. These could include sports, clubs and activities, trips and visits, work placement and work-related activity, tutorial sessions and guest speakers.



Placements and Partnerships

EMPLOYABILITY

A special WRA programme built into your course to learn the skills for the workplace including:

- CV and interview preparation
- vacancy and application writing
- trips and employer visits
- employer supported projects and activities
- apprenticeship and progression opportunities

WORK PLACEMENTS

From 2 to 9 weeks in length, these often lead to jobs and part-time work alongside your course.



- The Technical Level 3 Extended Diploma in Health and Social Care is a two year programme that has been designed to enable learners to access Higher Education or assist with progression into the workplace.



<Course title>

- YOU WILL ENTER THE FIELD OF HEALTH AND OR SOCIAL CARE WITH AN INDUSTRY PLACEMENT THAT BEGINS IN OCTOBER AND CONTINUES FOR THE LENGTH OF THE COURSE. THE PLACEMENT TIMINGS WILL BE AGREED ON AN INDIVIDUAL LEVEL, BUT WILL USALLY BE ONE DAY A WEEK FOR THE DURATION OF YOUR PROGREAMME. DURING YOUR PLACEMENT YOU WILL LEARN ABOUT VALUES AND BEHAVIOURS IN HEALTH AND SOCIAL CARE WHILST EXPLORING THE DIFFERENT SETTINGS AND JOB ROLES YOU MAY GO INTO.

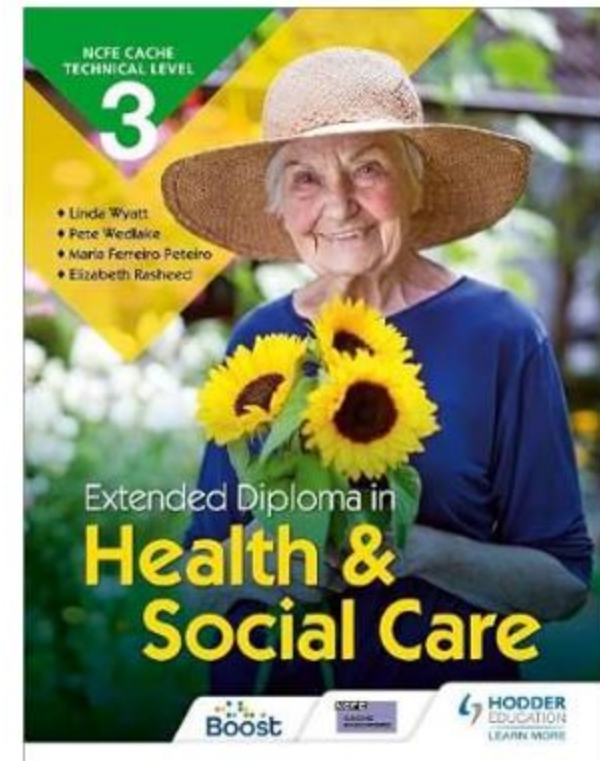


- YEAR 1 INCLUDES EQUALITY, HUMAN GROWTH AND DEVELOPMENT, SAFEGUARDING, COMMUNICATION, INFECTION PREVENTION, PSYCHOLOGICAL AND SOCIOLOGICAL PERSPECTIVES IN HEALTH AND SOCIAL CARE.
- YEAR 2 COVERS PROTECTION OF CHILDREN, YOUNG PEOPLE AND ADULTS, ANATOMY AND PHYSIOLOGY FOR HEALTH AND SOCIAL CARE, RESEARCH SKILLS FOR HEALTH AND SOCIAL CARE...



Uniform and equipment

- FOR YOUR WORK PLACEMENT YOU MAY WISH TO PURCHASE A COLLEGE LOGO POLO SHIRT AND SWEATSHIRT AT A COST OF APPROXIMATELY £30.00.
- YOU ARE ADVISED TO PURCHASE THE BOOK WHICH ACCOMPANIES THE COURSE. [TECHNICAL-EXTENDED-DIPLOMA-HEALTH-SOCIAL](#)



Visits and trips

- ALL STUDENTS WILL NEED TO OBTAIN A DBS BEFORE THEY BEGIN WORK PLACEMENT AND ARRANGEMENTS FOR THIS WILL TAKE PLACE DURING INDUCTION WEEK.



Assessment

- YOU WILL LEARN AND DEVELOP BY COMPLETING PROJECTS AND ASSIGNMENTS THAT ARE BASED ON REALISTIC WORKPLACE SITUATIONS AND ACTIVITIES. WORK PLACEMENTS IN HEALTH AND CARE SETTINGS ARE ESSENTIAL TO THE COURSE AND PROVIDE VALUABLE LINKS BETWEEN THEORY AND PRACTICE.
- THE MAJORITY OF YOUR UNITS ARE INTERNALLY ASSESSED AND GRADED. THERE ARE TWO EXTERNALLY MARKED ASSESSMENTS, ONE IN EACH YEAR OF THE COURSE.
- AN OVERALL GRADE FOR THE QUALIFICATION IS AWARDED AT THE END OF THE COURSE.





How we can help

Tutors and support staff work closely together and with other local partners to provide you with:

- Learning support
- Progression coaching
- Health and wellbeing advice
- Financial support including free travel, meals and help with child care costs
- Careers advice
- Help with university applications



Funding your programme



Education & Skills
Funding Agency

The Education & Skills Funding Agency (ESFA)

The Education & Skills Funding Agency funds adult Further Education (FE) and skills training in England. It forms part of a network of organisations in England who commission, manage and promote training for adults and young people. The ESFA funds non-levy Apprenticeships (16yrs +), work placed and classroom based learning programmes throughout England for learners aged 19 and above. If you are enrolled onto an ESFA funded programme this is match funded by the European Social Fund (ESF). The ESFA also funds programmes for individuals aged 14-19 which includes the Study Programme (16-19) and Traineeships (16-18).



European Union
European
Social Fund

European Social Fund (ESF)

You may be enrolled onto a specific ESF project which will be funded by the European Union or if you are engaged onto any of our ESFA programmes, including non levy Apprenticeships, then this will be matched funded by ESF.

Any questions?

Name

e-mail@newbury-college.ac.uk

If you have any questions or require further information on this course or any other aspects of studying at Newbury College, please contact us.

